



HOW TO ENROLL


STEP 1: Go to our home page, www.mccoyfcu.org, go to the **Login Box** at the top to access myMcCoy.

The screenshot shows the McCoy Federal Credit Union website. At the top, the logo and navigation links (ATMS, LOCATIONS, CAREERS, CONTACT US, BLOG) are visible. A red box highlights the myMcCoy login area, which includes fields for Login ID and Password, a Login button, and links for enroll and forgot password? Below this is a yellow navigation bar with links to Checking & Savings, Loans & Credit Cards, Online Services, Business Services, Rates, Resources, and About Us. The main banner features the text "Welcome to the ALL NEW myMcCoy" and "New Online, Mobile & Bill Pay" with images of a desktop monitor, laptop, and tablet. Below the banner are five yellow buttons: OPEN AN ACCOUNT, APPLY FOR CREDIT CARD, APPLY FOR LOAN, APPLY FOR MORTGAGE, and REQUEST BUSINESS LOAN. The footer is divided into three sections: TOOLS & SERVICES (GoToMyCard Site, 2nd Mortgage/Hm Equity/Improve Loans, Auto Center, Member Discounts), NEWS & EVENTS (Commissioner Stewart Honors McCoy Federal Credit Union for their Commitment to Lancaster Elementary), and FEATURED RATES (APR as Low as, New Auto, Used Auto, Mortgage Rates).

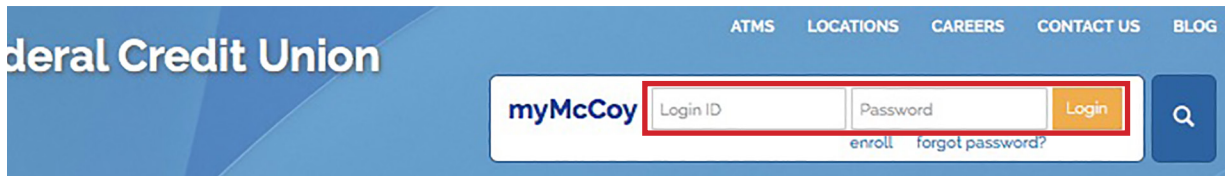
FEATURED RATES		
APR as Low as		
New Auto	2.50%	Apply Now
Used Auto	3.00%	Apply Now
Mortgage Rates		
10 Year Fixed	3.50%	Apply Now
15 Year Fixed	3.50%	Apply Now



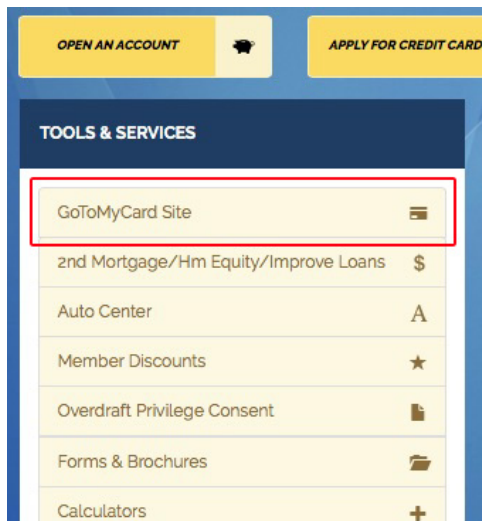

STEP 2: To access the system for the first time, you will click the **ENROLL** link.



If you already enrolled, you will enter your **Login ID** and **Password** and click the "Login" button.



If you already enrolled, but you forgot your password, click the **Forgot Password?** link.



Please note, the **GoToMyCard** link will now be located on the Tools & Services menu on the lower left of the home page (*you may also access the link from within myMcCoy at the left menu - Manage Credit Card*).



STEP 3: Enter your Last Name, Social Security Number, Account Number, and your requested Login ID (*note requirements*)

To Enroll a Business Account, do the following:

Last Name: Business Name as it appears on your statement

Social Security Number: EIN Number of your business

A screenshot of the myMcCoy Enrollment form. At the top is the McCoy Federal logo with the tagline "Your Full-Service Community Credit Union". Below the logo is the title "myMcCoy Enrollment". The form contains four input fields: "Last Name:", "Social Security Number:", "Account Number:", and "Requested Login ID:". The "Requested Login ID:" field has a blue tooltip with the following text: "Minimum 8 characters - Maximum 24 characters - Must contain both letters and numbers - No more than 3 consecutive numbers - No Spaces". A "Continue" button is located at the bottom right of the form.


STEP 4: You should receive the following Confirmation Screen

A screenshot of the "Congratulations!" confirmation screen. The screen is white with a dark blue mountain icon on the left. The text reads: "✓ Congratulations!", "You have successfully enrolled in online banking.", "Your Login ID is mikemccoy1", and "Make sure to save it in a secure location. You will need it to access your account in the future." A "Continue" button is at the bottom right. The background is a blurred image of the myMcCoy login page.



STEP 5: Choose how you want to receive your Secure Access Code

The screenshot shows the myMcCoy login interface for Step 5. At the top is the myMcCoy logo. Below it, the text "Choose your delivery method to receive a Secure Access Code:" is centered. There are four horizontal buttons: a yellow one labeled "I have a Secure Access Code", and three dark blue ones labeled "Call me : (XXX) XXX - 1234", "Call me : (XXX) XXX - 5678", and "Text me : (XXX) XXX - 1234". At the bottom center is a white button labeled "Back".



Choose your delivery method to receive a Secure Access Code:

I have a Secure Access Code

Call me : (XXX) XXX - 1234


Call me : (XXX) XXX - 5678

Text me : (XXX) XXX - 1234

Back

STEP 6: Enter the Secure Access Code

The screenshot shows the myMcCoy login interface for Step 6. At the top is the myMcCoy logo. Below it, the text "Enter your Secure Access Code" is centered. There is a single-line text input field. At the bottom right are two buttons: a white one labeled "Back" and a yellow one labeled "Submit".



Enter your Secure Access Code

Back Submit



STEP 7: Device Registration

If you are enrolling on a private device that you will frequently use to access myMcCoy online or mobile, you can “register the device”, which allows us to recognize the device and browser you’re using. Once registered, you will not be prompted for a Secure Access Code for future logins. *However, if the computer you use is public or one which you do not regularly use, we recommend for your security that you “do not register” the device.*



Device Registration


Access Code Accepted.

Do Not Register Device

Register Device



STEP 8: Create a New Password (*note requirements*)



Create a new password:

Password must be at least 12 characters long.

Password can be no more than 24 characters long.

Password must contain a minimum of 1 numbers.


Password must contain a minimum of 1 lower case characters.

Password must contain a minimum of 1 upper case characters.

Submit

STEP 9:

Enter your Email
Address



To update your contact information please click on Services / Update Contact Information once you log in.

Prefix	First Name *	Middle Name
<input type="text"/>	<input type="text" value="Michael"/>	<input type="text"/>
Last Name *		Suffix
<input type="text" value="McCoy"/>		<input type="text"/>
Email Address *		
<input type="text"/>		
Address 1 *		
<input type="text" value="1900 McCoy Rd"/>		
Address 2		
<input type="text"/>		
Country *		
<input type="text" value="United States"/>		
City *	State *	ZIP *
<input type="text" value="ORLANDO"/>	<input type="text" value="Florida"/>	<input type="text" value="32806"/>
Phone Country *		
<input type="text" value="United States"/>		
Home Phone *	Work Phone *	
<input type="text" value="(407)491-1234"/>	<input type="text" value="(407)583- 5678"/>	

[Back to Login](#)[Submit Profile](#)



STEP 10: Accept the Disclosure



Login



Disclaimers

First Time Login
Disclaimer

service at any time, seven days a week. There might be some downtime for routine maintenance. You are allowed only six (6) transfers by automatic overdraft, telephone transfers, personal computer transfers or preauthorized debits per month from your Share (savings account) or Money Management Shares Account (MMSA) under the same account number. You may transfer any available balance, unless limited under another agreement.

The Credit Union reserves the right to refuse any transaction that would draw upon insufficient funds, lower an account below a required balance, or exceed the allowable number of transfers.

You can access your McCoy Federal Credit Union accounts 24 hours a day, seven days a week.

Use myMcCoy to:

- Make inquiries of your credit union accounts, loan accounts, credit card activity, and mortgage and check account balances.
- Pay your bills using myMcCoy Bill Payer.
- Transfer funds between your accounts or transfer money to another individual.
- Setup and receive online periodic statements. Avoid the \$5.00 fee for receiving paper statements by regular mail by choosing E-Statements. A disclosure will be provided to you when you select your statement preference.
- Enroll in customizable optional alerts. Receive notices regarding your account activity, via email, text or secure messaging. Go to the Settings option and click on "Alerts" to begin receiving alerts today.
- Make check inquiries and view copies of your recent paid checks.
- Place stop payment orders.
- Change your myMcCoy Online password, passcode, your e-mail address and update other account information.
- Request additional services, such as: change of address, set up automatic transfers between McCoy accounts, automatic transfer to pay McCoy loans, and automatic transfer to pay your McCoy Federal Credit Union Credit Card.

For more information regarding the terms and conditions of your McCoy Federal Credit Union account you may request an Account Information Disclosure brochure by:

- Visiting www.mccoyfcu.org
- Calling 407-855-5452 or toll free 1-888-584-7701.
- Sending an email to McCoy@mccoyfcu.org.
- Visiting any one of our branch offices.
- Mailing a request to PO Box 593806, Orlando, FL 32859-3806.

To cancel your enrollment in myMcCoy please contact us in one of the following manners:

- Call 407-855-5452 or toll free outside Orange County 1-888-584-7701.
- Send an email to McCoy@mccoyfcu.org.
- Visit any one of our branch offices.
- Mail a request to PO Box 593806, Orlando, FL 32859-3806.

I Do Not Accept

I Accept



STEP 11: Welcome to the ALL New myMcCoy

Welcome back, Mike McCoy
Last login 03/22/2018 at 3:52 PM

Home

Messages

Move Money

Apply For a Loan

Manage Credit Card

Services

myMcCoy Activity

ATM Locator

Settings

Help

Log Off

Welcome to the new and improved myMcCoy! Navigation is simple and easy from the home screen. Click on the menu options to explore available features. Double click the account tile to view account details and history.

Accounts can be categorized by clicking & dragging the individual tile to the INBOX at the bottom right of the screen.

Click on the PENCIL to re-name your account groups.

Click on the 3 DOTS on right side of an account tile for quick option features.

Transfer Money Now

Average CREDIT SCORE in your neighborhood is:

672

Track Credit Score

Monitor Credit Report

Find Better Loan Options

Check Your Score!

Deposit Check History

Search transactions

All Submitted Accepted

No History Available

Accounts

SHARE DRAFT 123-8

Available Balance \$3,731.44

Current Balance \$3,731.44

BASE SHARE 123-0

Available Balance \$11,171.50

Current Balance \$11,176.50

SUPER SAVER 123-2

Available Balance \$518.29

Current Balance \$518.29

AUTO LOAN 123-3

Current Balance \$23,971.85

Due Date Apr 5, 2018

HOME LOAN 123-4

Current Balance \$259,066.35

Due Date Apr 1, 2018

E-CHECKING 345-8

Available Balance \$7,786.03

Current Balance \$7,786.03

BASE SHARE 345-0

Available Balance \$56.91

Current Balance \$61.91

MMSA 345-6

Available Balance \$1,231.92

Current Balance \$1,231.92

E-CHECKING 567-8

Available Balance \$959.90

Current Balance \$959.90

BASE SHARE 567-0

Available Balance \$5,646.72

Current Balance \$5,651.72

MMSA 567-6

Available Balance \$2,500.77

Current Balance \$2,500.77

Credit Cards



STEP 12: If you want to change how you receive your Secure Access Code, click on Settings and from the dropdown, click Security Preferences and select Secure Delivery.

Home

Messages

Move Money

Bill Payment - SSO

Apply For a Loan

Manage Credit Card

Services

myMcCoy Activity

ATM Locator

Settings

Account Preferences

Security Preferences

Alerts

Security Preferences

Change Password

Secure Delivery

You can edit the phone, text or email listed or add additional ones.

myMcCoy

Welcome back, [REDACTED]

Home

Messages

Move Money

Bill Payment - SSO

Apply For a Loan

Manage Credit Card

Services

myMcCoy Activity

ATM Locator

Settings

Account Preferences

Security Preferences

Alerts

Text Enrollment

Statement Delivery

Secure Delivery Contact Information

Enter your preferred email and/or phone contact information below. This contact information will be used for Secure Access Code delivery. Note: These changes do not update your contact information on your account. To update your contact information please navigate to Update Contact Information page located under Services.

Phone

(407) [REDACTED]

Phone

(407) [REDACTED]

Text

(407) [REDACTED]

Email

[REDACTED]

* - Indicates required field

New Email Address

New Phone Number

New Text Number



STEP 12: For assistance, click on HELP from the left side menu. This will open the online help site with comprehensive information on the new system. Please note, not all features shown in the help site are available in myMcCoy at this time.

